

HermanMiller  
Byne System™



INNER / SPACE



Byne System™ is our answer to the ever-growing need for flexible office solutions. This all-in-one system brings together the best aspects of four existing desks in the Herman Miller range, plus one new one, for maximum freedom in office planning and activities.



### **Byne System™**

The modern workplace is in constant flux, shaped and reshaped by a set of ever-moving parts. There are shifting rules, regulations and safety needs, plus the changing needs of the people who work there. Our research has shown us it's key to invest in solutions that are adaptable. Essential for the modern workplace is furniture that can fit into existing floorplates and adapt to the day-to-day needs of the user.

INNER / SPACE









Byne provides flexible, customisable support for the modern office facing constant change







## Design Story

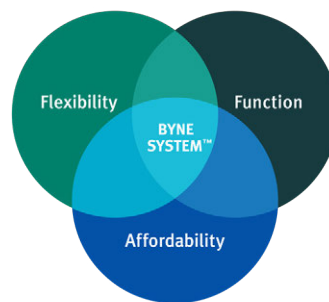
Byne System™ is a flexible system designed to answer the growing need for customisation within our existing portfolio of desks. Integrating the finest features of four existing products, this work table demonstrates our commitment to constant iteration. By creating exceptional products, we set the foundations for people to do their best work.

In Byne System™, we bring Imagine, Optimis, Layout and Arras® together behind the scenes. Teamed with a new style, Sylvain, it's a power-packed combination that lets us create new applications, expanding our portfolio of products that cater to the rapidly changing workplace market.

We created Byne System™ to offer organisations freedom through choice. Byne System's™ capacity for customisation – from the legs and worktop to materials, finishes and aesthetics – means it can readily support traditional office settings, open-plan collaborative spaces and semi-open workspaces.

Byne System™ hits the sweet spot between flexibility, function and accessible pricing. It's ideal, therefore, for the modern organisation juggling ever-shifting workplace needs and short-term office leases. This five-in-one solution also enables work from anywhere: it's intuitive to use, and it seamlessly integrates current technology, while making space for future cabling needs.

In addition, Byne System™ supports well-being at work. Alongside a desk chair that fosters good posture, this ergonomically designed desk is a vital component of the holistic workplace.



User-friendly, adaptable and accessible, Byne hits the sweet spot



Populate your toolbar with trays, storage, and more







## Systems that Bring Freedom

One system with multiple looks, Byne System™ merges four of our best-loved desks into one highly configurable workplace solution. Specify Byne with Imagine, Layout, Optimis or Arras®, each known for their ability to bring flexibility, freedom and personality to the workspace. Mix and match Imagine's legs with the Arras® worktop, for example – or combine the Optimis legs with the Layout desk surface. Plus, we've introduced a new wooden leg style, Sylvain, giving you even more choice than ever.

INNER / SPACE





Mix and match legs and finishes to suit your workplace needs



Configure Byne with screens and toolbars



Go screen-free for collaborative settings



# INNER / SPACE







## Primed for Change

Here is a product that brings new meaning to the word 'agile'. Intentionally built for the rapidly changing workplace landscape, Byne System™ is made up of readily interchangeable modular elements. It can be configured to meet the needs of different people and different organisations, from startup to Fortune 500 company.

Enhancing Byne System's™ adaptability is its space-making toolbar. The adaptable toolbar works across the Imagine, Optimis, Layout and Arras® desktops and understructures, giving you added flexibility as your organisation grows and changes. Serving as a mount for screens, plus a hold-all for smartphones and accessories, the raised toolbar sits above the desktop, creating a clean, uncluttered work surface.



Byne's raised toolbar frees up desk space, while placing accessories within easy reach



## Express Your Brand

Byne System™ is designed for customisation, making it the perfect tool for small, medium, and large offices. With Byn System™, there are infinite ways to express your brand, your style and your way. Start with our robust base framework and build your product from there, choosing from a variety of leg choices, worktop options, toolbar functions, accessories, and more.

INNER / SPACE

## Leg It

Byne System™ is founded on a robust base, created with universal beams supporting the undercarriage. Build from here by selecting one of five different leg options.

There's the easy versatility of Imagine; the origami-inspired minimalism of Optimis; the adaptable understructure of Arras®; the organisation and scalability of Layout; or the timeless elegance of our new timber leg option, Sylvain. Byn System™ also offers the option for recessed middle legs. This allows for cleaner sightlines and plenty of legroom – perfect for collaborative settings and hot desking arrangements.







Imagine leg



Optimis leg



Arras leg



Layout leg



Sylvain leg



Configure Byne in multiple ways across your workspace, creating a cohesive look that responds to different ways of working



## Get it Fast

With market conditions shifting constantly, we understand that businesses have to adapt at lightning speed. That's why we designed Byne System™ to support change as it happens. Modular by nature and amalgamating existing systems, Byne simplifies the ordering and specifying process. Plus it's easy to assemble and quick to install.

## Screen Time

Byne System™ can also be integrated with a range of screen options, giving you even more choice. Screen types include desk-up screens, suspended screens, lateral screens, toolbar mounted screens and modesty screens, all available in fabric, glass or acrylic. You can also opt for framed or frameless screens, and for pinnable or tackable surfaces.



Frameless desk-up screen



Toolbar screen



Framed suspended screen



Lateral screen



Byne System™ can also be integrated with a range of screen options. Pictured here is Byne with a lateral screen and Imagine legs





INNER / SPACE



Power channels are recessed into the desktop surface for a clean look and easy access



## Power to the User

With Byne System™, access to power goes back into the user's hands, thanks to thoughtfully positioned power channels that can be specified to suit your needs. Recessed pockets are seamlessly integrated into each workstation surface for an uncluttered look. Inside the pockets, there's plenty of space for cables, setting the scene for future tech needs. Byne System™ also allows for regional variation in power outlets.





Single-sided cable holder



Single 3-way flipper



Product / Accessories



Frameless desk-up screen in fabric




Glass toolbar screen



Lateral screen in glass



Framed suspended screen in fabric finish



Shallow back-to-back cable tray



Deep back-to-back cable tray



Deep back-to-back cable holder



Single-sided cable holder




Imagine leg cover



Arras leg cover



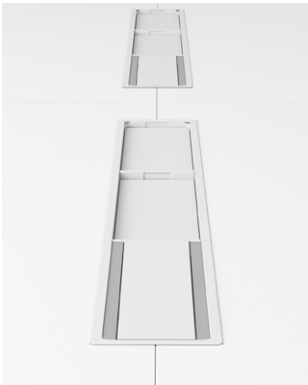
Universal middle leg



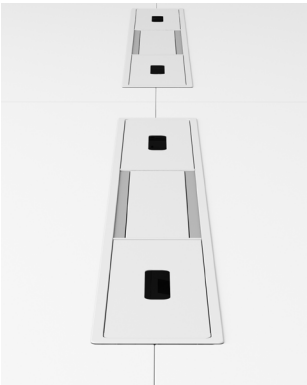
Single 3-way flipper




Double flipper with toolbar tray



Left- and right-hand double flipper with middle tray



Double flipper with pole tray



Double flipper



Worktop with straight edges



Worktop with round edges



Worktop with chamfered edges



Planter box



Secondary shelf



Binder box




Desk organiser



# Statement of Line

## Worktop Options

| 1200,1400,1500,1600,1800 |




[600,700,800]

Single-sided / back-to-back worktop  
Straight / chamfered edge with avenue cut-out

Non-radius      Left-handed radius      Right-handed radius      Dual radius

| 1200,1400,1500,1600,1800 |




[600,700,800]

Single-sided / back-to-back worktop  
Flipper and access cut-out

Non-radius      Left-handed radius      Right-handed radius      Dual radius

| 1200,1400,1500,1600,1800 |




[600,700,800]

Single-sided / back-to-back worktop  
Straight / chamfered edge with access cut-out

Non-radius      Left-handed radius      Right-handed radius      Dual radius

| 1200,1400,1500,1600,1800 |




[600,700,800]

Single-sided / Back-to-back worktop

Non-radius      Left-handed radius      Right-handed radius      Dual radius


## Leg Options

| 1200/1400/1600 |




Imagine axis leg  
back-to-back

| 600/700/800 |




Imagine axis leg  
single (left)

| 600/700/800 |




Imagine axis leg  
single (right)

| 1200/1400/1600 |




Imagine axis leg  
back-to-back w. facia

| 600/700/800 |




Imagine axis leg  
single (left) w. facia

| 600/700/800 |




Imagine axis leg  
single (right) w. facia

| 1200/1400/1600 |




Optimis leg  
back-to-back

| 600/700/800 |




Optimis leg  
single (left)

| 600/700/800 |




Optimis leg  
single (right)

| 1200/1400/1600 |




Layout leg  
back-to-back

| 600/700/800 |



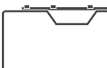
Layout leg  
single side (left)

| 600/700/800 |




Layout leg  
single side (right)

| 1200/1400/1600 |




Arras leg  
back-to-back

| 600/700/800 |




Arras leg  
single (left)

| 600/700/800 |




Arras leg  
single (right)

| 1200/1400/1600 |




Sylvain leg  
back-to-back

| 600/700/800 |



Sylvain leg  
single (left)

| 600/700/800 |



Sylvain leg  
single (right)

| 600/700/800 |



Universal middle leg  
Suitable for:  
Single side  
Back-to-back  
Asymmetric




Universal middle leg cover  
Suitable for:  
Single side  
Back-to-back  
Asymmetric  
PET / steel

| 1200,1400,1500,1600,1800 |




Universal beams

## Screen Options




| 1200,1400,1500,1600,1800 |

Frameless screen brackets and  
frameless screen  
Fabric / glass /  
acrylic




| 1200,1400,1500,1600,1800 |

Toolbar and toolbar screen  
Fabric / glass /  
acrylic




| 1200,1400,1500,1600,1800 |

Framed screen  
Fabric / glass /  
acrylic




| 600,700,800 |

Lateral divider screen  
Fabric / glass /  
acrylic




| 1200,1400,1500,1600,1800 |

Modesty screen  
Metal panel available



| 1200,1400,1500,1600,1800 |

Framed suspended screen



| 1200,1400,1500,1600,1800 |

Frameless suspended screen

#### Cable Tray/Holder Options



Deep cable tray  
Back-to-back desk



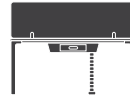
Shallow cable tray  
Back-to-back desk



Deep cable holder  
Back-to-back desk

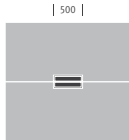


Deep cable holder  
Single-sided desk

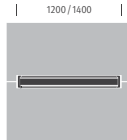


Umbilacle  
Single-sided & back-to-back desk

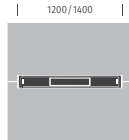
#### Flipper Options



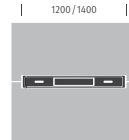
Single 3-way flipper



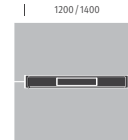
Double flipper



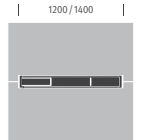
Double flipper with  
toolbar tray



Double flipper with pole tray

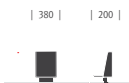


Double flipper with tray

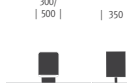


Left- and right-hand double  
flipper with middle tray

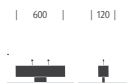
#### Accessories Options



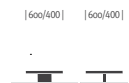
Organiser



Binder box




Planter box



Secondary shelf



Toolbar



Secondary toolbar shelf



Secondary tray



Whiteboard

#### Name Tag Options




Whiteboard  
Frameless screen



Whiteboard  
Framed screen




Name tag  
Frameless screen



Name tag  
Framed screen

For more information, please visit [innerspace.net.au](http://innerspace.net.au) or call (07) 3216 6079

Byne System, HermanMiller and  are registered trademarks of Herman Miller, Inc. ©  
2022 Herman Miller Asia Pacific. All rights reserved.

INNER / SPACE