

RETREAT 2.1

Technical Specifications

RETREAT 2.1 is perfect for a small meeting or collaborative workspace. Providing room for up to four people, RETREAT 2.1 is designed for task meetings, private conversations, and a place to escape the busy work environment. Quick to install, the 2.1 workspace is ideal for any workplace setting.



VENTILATION

Low noise, sensor-controlled ventilation system with constant air exchange via top and base outlets with internal fan systems.



ENVIRONMENTAL DATA

60% recycled content to PET. Sustainably sourced timber FSC timber available on request.



SERVICES

Seamless mechanical services integration with allowances for sprinklers and smoke detector.



INSTALLATION

RETREAT 2.1 requires 2 men for 3-4 hours.



PERFORMANCE

Acoustic materials used for internal and external surfaces provide ambient noise reduction and minimise noise reverberation from the surrounding office.



ACCESS

RETREAT sits flush on the floor with a rubber seal for acoustic protection, there is no step or floor base to impede entry.



PLUG AND PLAY

Quick connection to mains power using standard sockets.



WARRANTY

7 year structural warranty.

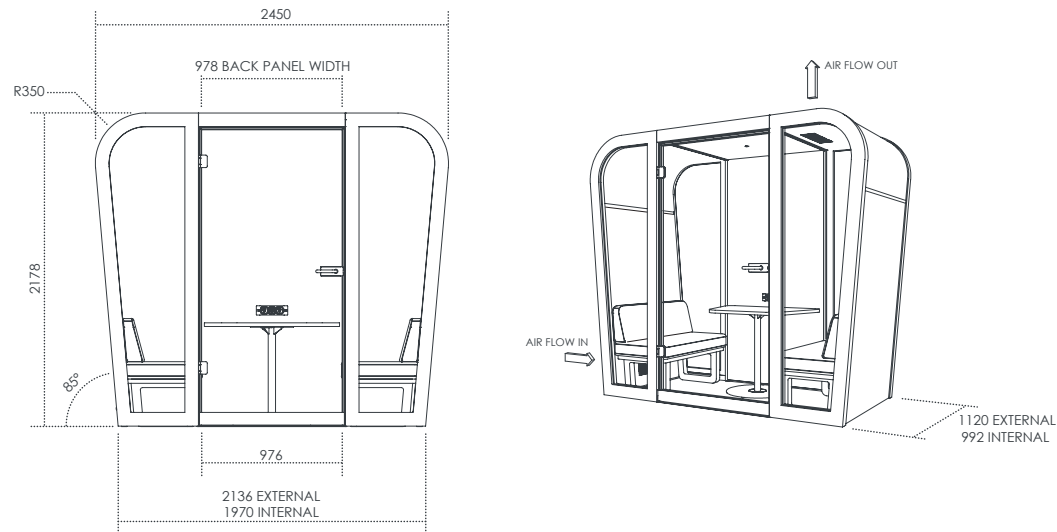


Square
Bear

RETREAT 2.1
TECHNICAL SPECIFICATIONS

INNER / SPACE

PRODUCT DATA



Product dimensions

External dimensions	2135/2450W x 1120D x 2180mmH
Internal dimensions	1970/2286W x 990D x 2092mmH
People	2-4

Ventilation

QTY of fans	4 total; 2 draw in through side, 2 draw out through ceiling
Air flow rate	117.2CFM
Power usage	5.76W
Input	24V DC
User motion detected to	30sec / 3min / 10min

Power

Mains supply	10 amps
Cord from booth	2 metres
Output	3 gang; 2x Power, 1x USB A, 1x USB C

Socket options



Lighting

Power usage	9.6W
Input	24V
Lumen output	85lm/W
LED options	Warm or cool
User motion detected to	30sec / 3min / 10min

Motion sensor

Passive infrared sensor	
Running time options	30sec / 3min / 10min

PET

Composition	100% PET, 60-68% recycled
Sustainability	Greentag certified. Greenrate level: A
VOC emission	<0.004mg/m ² /hr

Structure

Faced plywood	60mm birch plywood
Internal	Acoustic wall covering
External	Acoustic wall covering

Door

Door dimensions	1009W x 2068H x 8mm frameless toughened glass
Door weight	40kg
Disabled access	Wheelchair accessible
Door latch	Stainless steel magnet latch
Drop seal	Engaged when door is closed

Floor

Levelling	Adjustable glides
Floor	No floor - sealed perimeter

Install

Time	3-4 hours
People required	2

Fire safety

Fire alarm	To be installed on request
Smoke detection	To be installed on request
Sprinkler compatible	To be installed on request

Cleaning

PET / Upholstery	Refer to product care and maintenance guide
Timber	Refer to product care and maintenance guide

OPTIONS & FINISHES

RETREAT 2.1 back options



Glass back



PET back

RETREAT 2.1 table options



Centre table low
Dimensions 940x600x25mm
Height from floor 720mmH



Centre table high
Dimensions 940x600x25mm
Height from floor 1050mmH

Timber finishes




Natural



Black Stain



Blazer Silcoates



Blazer Surrey



Blazer St Andrews


Acoustic panel standard finishes




Mushroom 454



Pebble 402



Grey 442



Black 542



Navy 365

Acoustic panel seasonal finishes



Cream 908



Frost 101



Ochre 124




Smoke 444



Pistachio 579




Blush 487




Wine 269



Onyx 550



Vineyard 349



Ivy 330

SQUARE BEAR

© Copyright 2021

All Rights Reserved

www.square-bear.com

INNERSPACE

sales@innerspace.net.au

07 3216 6079

www.innerspace.net.au