

ETCH

Technical Specifications

ETCH is a mobile whiteboard with multiple surface options including whiteboard, pinboards and shelves for a flexible, productive work environment. The tapered design of ETCH complements the RETREAT product range and nests neatly in between when not in use.

ETCH is available in a variety of combinations including:

- Magnetic Whiteboard
- Pinboard
- Cantilever Planter
- Magnetic Whiteboard / Pinboard
- Magnetic Whiteboard / Cantilever Planter
- Pinboard / Cantilever Planter



Product Data

ETCH WHITEBOARD

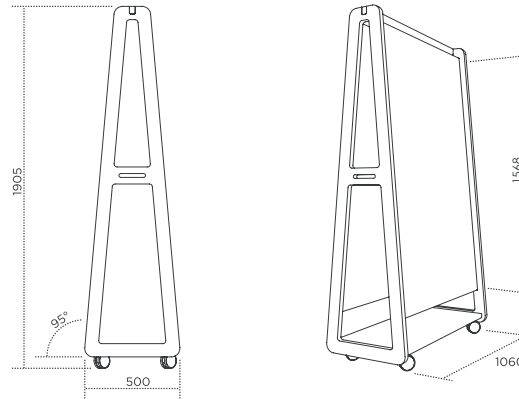
Full panel magnetic whiteboard.

Product dimensions

Overall dimensions 1060W x 500/190D x 1905mmH
Whiteboard panel 1000W x 1568mmH

Structure

Plywood panels 30mm birch plywood
Whiteboard Magnetic whiteboard substrate
Acoustic inlay PET panel



ETCH PINBOARD

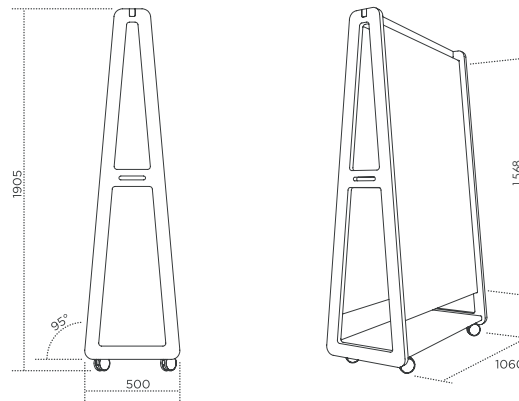
Full panel pinboard.

Product dimensions

Overall dimensions 1060W x 500/190D x 1905mmH
Pinboard panel 1000W x 1568mmH

Structure

Plywood panels 30mm birch plywood
Pinboard PET panel
Acoustic inlay PET panel



Product Data

ETCH HALF WHITEBOARD

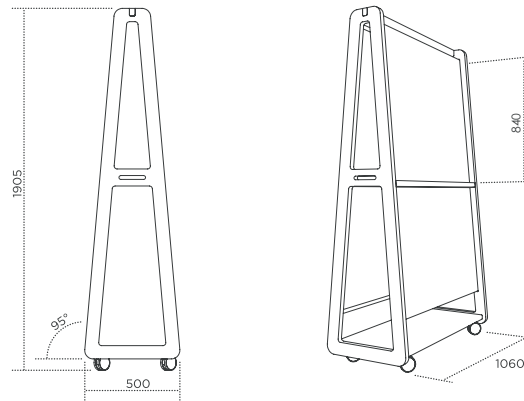
Half panel magnetic whiteboard with marker tray.
Half panel pinboard.

Product dimensions

Overall dimensions 1060W x 500/190D x 1905mmH
Whiteboard panel 1000W x 840mmH

Structure

Plywood panels 30mm birch plywood
Whiteboard Magnetic whiteboard substrate
Pinboard PET panel
Acoustic inlay PET panel



ETCH CANTILEVER PLANTER

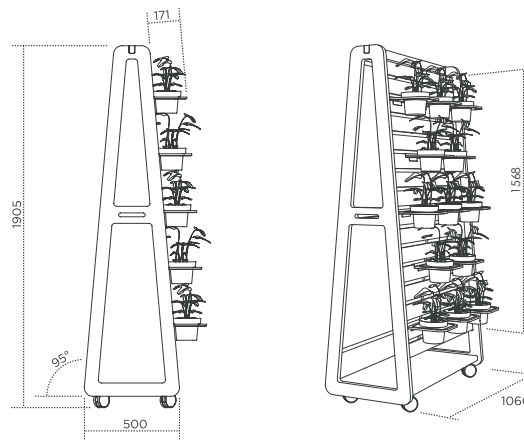
Blending ETCH with our 100 ACRE product range we have designed ETCH CANTILEVER PLANTER to provide a whiteboard on one side and a planter panel on the other. Mobile castors provide the option to move the product around the office for flexible team-based task work or to create privacy screening and green walls.

Product dimensions

Overall dimensions 1060W x 500/190D x 1905mmH
Plywood cantilever panel 1000W x 1568mmH
Pot size 150mm DIA

Structure

Plywood panels 30mm birch plywood
Acoustic inlay PET panel



Product Data & Finishes

Product data - common for all products

PET

Composition	100% PET, 60-68% recycled
Sustainability	Greentag certified. Greenrate level: A
VOC emission	<0.004mg/m ² /hr


Cleaning

PET / Upholstery	Refer to product care and maintenance guide
Timber	Refer to product care and maintenance guide

Timber finishes



Natural



Black Stain


Pinboard panel standard finishes




Silica Beige 454



Dune Beige 402



Boulder Grey 442



Granite Grey 452



Slate Blue 365

Pinboard panel seasonal finishes



Dulcie 908



Welford 101



Otway 458




Davenport 444



Cape Byron 577



Eyre 487




Ruby Gap 269



Wollumbin 550



Grampian 349



Daintree 330

SQUARE BEAR

© Copyright 2021

All Rights Reserved

www.square-bear.com

INNERSPACE

sales@innerspace.net.au

07 3216 6079

www.innerspace.net.au



**Square
Bear**

ETCH
TECHNICAL SPECIFICATIONS

INNER / SPACE